

2022 Q3 INVESTOR MEETING

Group Chairman : Dr. J. W. Kuo

Chairman : Mr. Jeffery Pan

CO-CEO : Mr. Charles Lee

Spokesman : Ms. Della Huang / Sr. Vice President

TSE Ticker : 5434 TT

16th November, 2022

Safe Harbor Notice

- These forward-looking statements, which may include statements regarding Topco's future results of operations, financial condition or business prospects, are subject to significant risks and uncertainties and are based on Topco's current expectations.
- Actual results may differ materially from those expressed or implied in these forward-looking statements for a variety of reasons, including, among other things: the cyclical nature of our industry; our dependence on introducing new products on a timely basis; our dependence on growth in the demand for our products; our ability to compete effectively; our ability to successfully expand our capacity; our dependence on key personnel; general economic and political conditions, including those related to the semiconductor industry; possible disruptions in commercial activities caused by natural and human-induced disasters, including terrorist activity and armed conflict; and fluctuations in foreign currency exchange rates.
- Except as required by law, we undertake no obligation to update any forward looking statement, whether as a result of new information, future events, or otherwise.

Company Profile

- **Founded** : February 17th, 1990
- **Headquarters** : Taipei, Taiwan
- **Chairman of Topco Group** : Dr. J. W. Kuo
- **Chairman of Topco Scientific** : Mr. Jeffery Pan
- **IPO** : 2003
- **Capital** : NT 1.817 billion
- **2020 Consolidated Revenue** : NT 42.67 billion
- **Total Employees of Topco Group** : 1500



Agenda

- Welcoming Remarks
- Business Reports
- Q & A



Business Reports

Executive Comments

- Topco has achieved record-breaking quarterly revenue for 7 consecutive quarters since 2021Q1.
- Operating Revenue in 2022Q3 hits new all-time high of NT\$ 13.79 billion.
- Topco's 2022Q3 Results:
 - EPS NT\$ 4.92
 - Operating Revenue rising by 25.5% YoY
 - Consolidated Net Income Attributed to Stockholders of the Company rising by 50.5% YoY

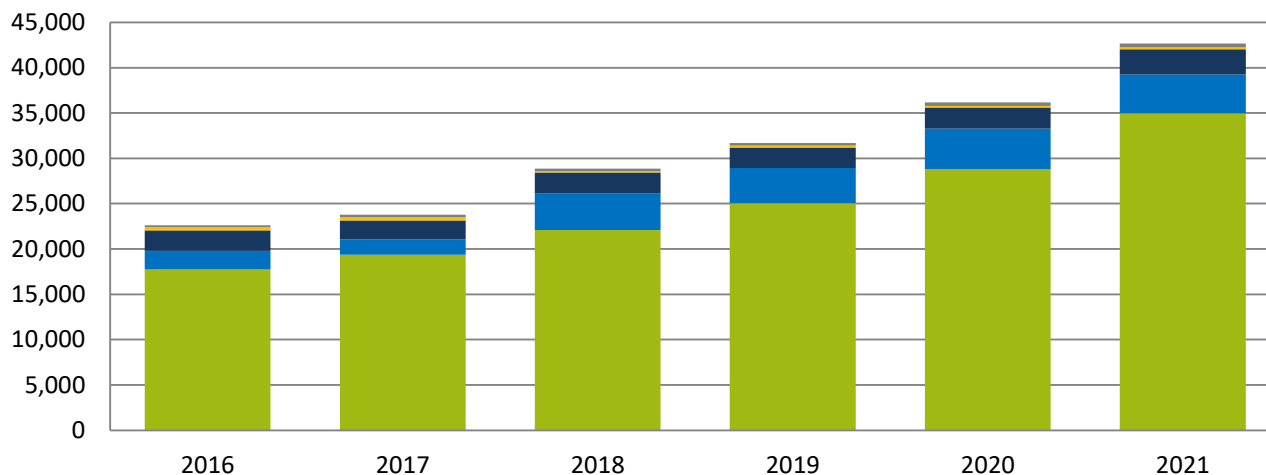
Consolidated Income Statement

	3Q 22	2Q 22	3Q 21	QoQ	YoY
Operating Revenue	13,792,845	13,225,334	10,988,763	↑ 4.3%	↑ 25.5%
Gross Profit	1,840,179	1,622,459	1,338,941	↑ 13.4%	↑ 37.4%
Op. Profit	977,890	778,884	654,642	↑ 25.6%	↑ 49.4%
Pre-tax Profit	1,229,042	1,188,472	775,340	↑ 3.4%	↑ 58.5%
Consolidated Net Income Attributed to Stockholders of the Company	893,203	900,267	593,514	-0.8%	↑ 50.5%
Gross Margin (%)	13.34	12.27	12.18	1.07ppts	1.16ppts
Op. Profit Margin (%)	7.09	5.89	5.96	1.2ppts	1.13ppts
EPS (NT\$)	4.92	4.96	3.26	-0.8%	50.9%
ROE (%)	7.58	8.13	5.70	-0.55ppts	1.88ppts

In NT\$ thousand unless otherwise noted

Industry Sales Analysis by Products

NT \$ million



Others

Solar Power Related Products

Photoelectric Products

Environmental Engineering

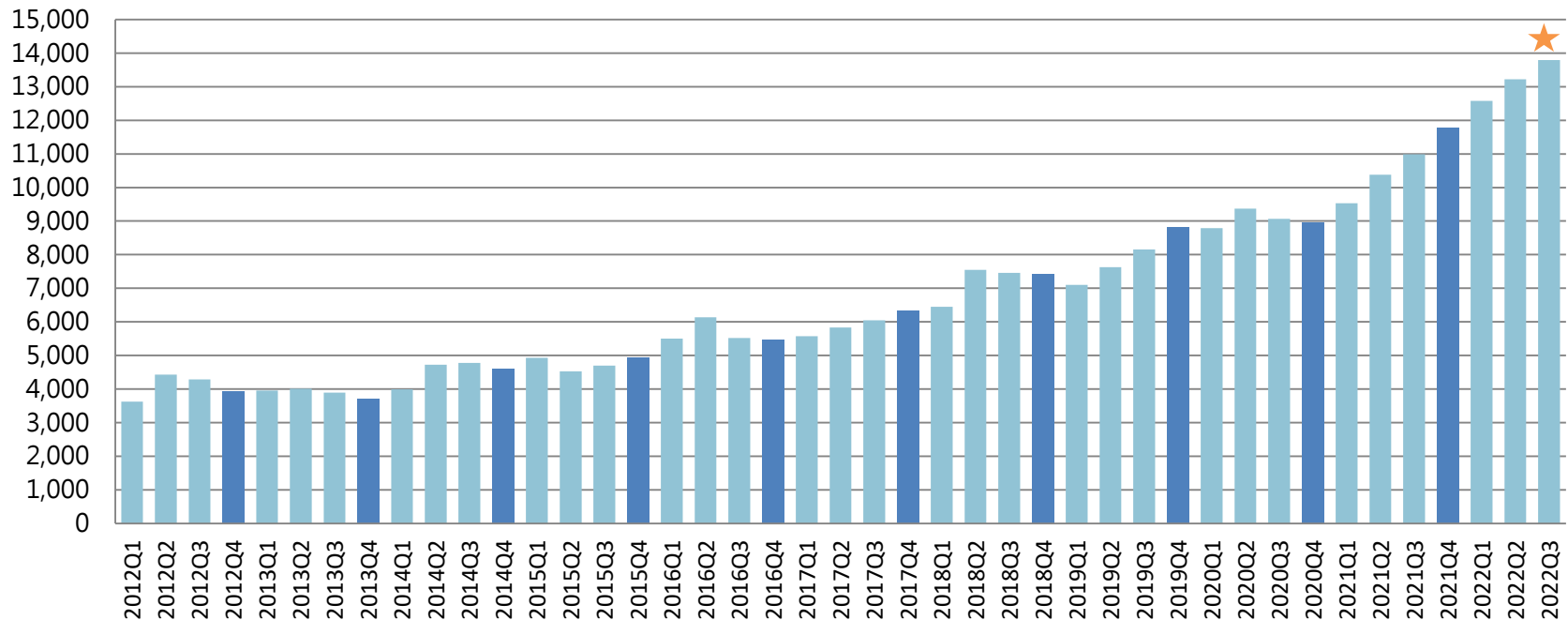
Semiconductor Products

Semiconductor Products	78.4%	81.5%	76.5%	79.1%	79.6%	82.0%
Environmental Engineering	9.0%	7.1%	14.0%	12.2%	12.4%	10.0%
Photoelectric Products	10.0%	8.8%	8.1%	7.1%	6.4%	6.6%
Solar Power Related Products	1.6%	1.5%	0.5%	0.7%	0.5%	0.4%
Others	1.0%	1.1%	0.9%	0.9%	1.1%	1.0%

Quarterly Sales

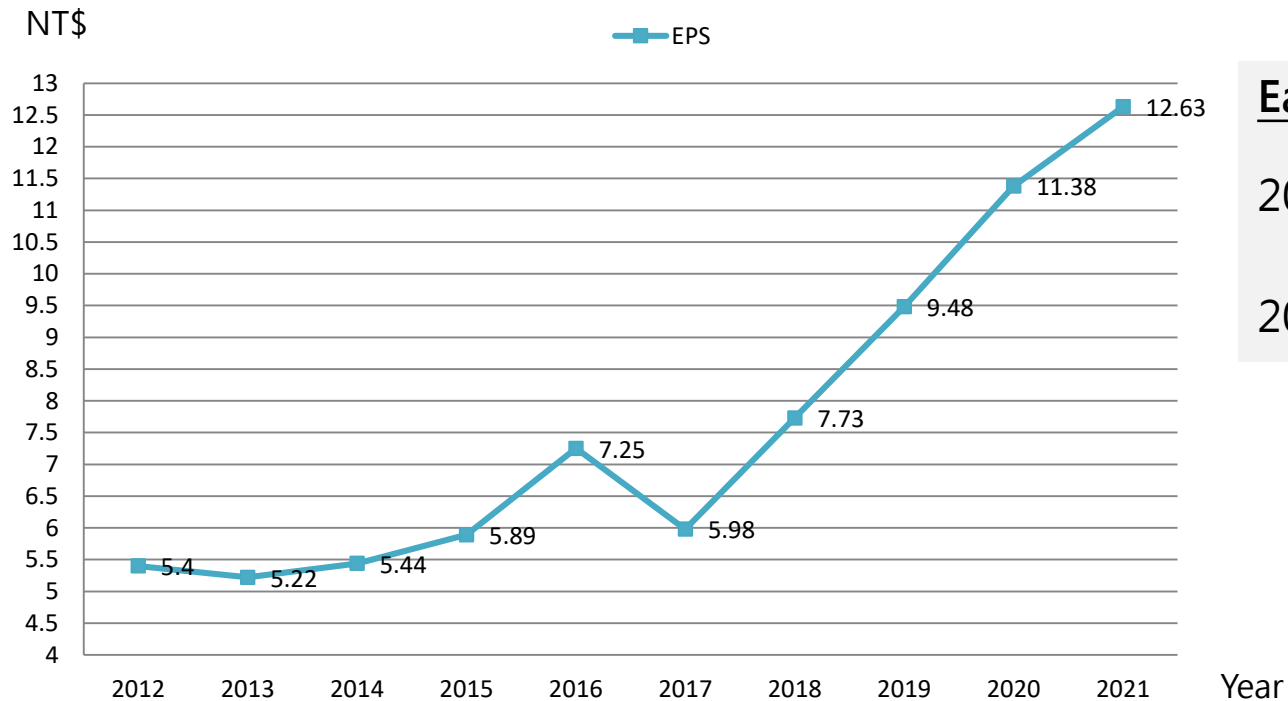
Quarterly Consolidated Sales

In Million NTD



Topco has achieved record-breaking quarterly revenue for 7 consecutive quarters.

Earnings Per Share

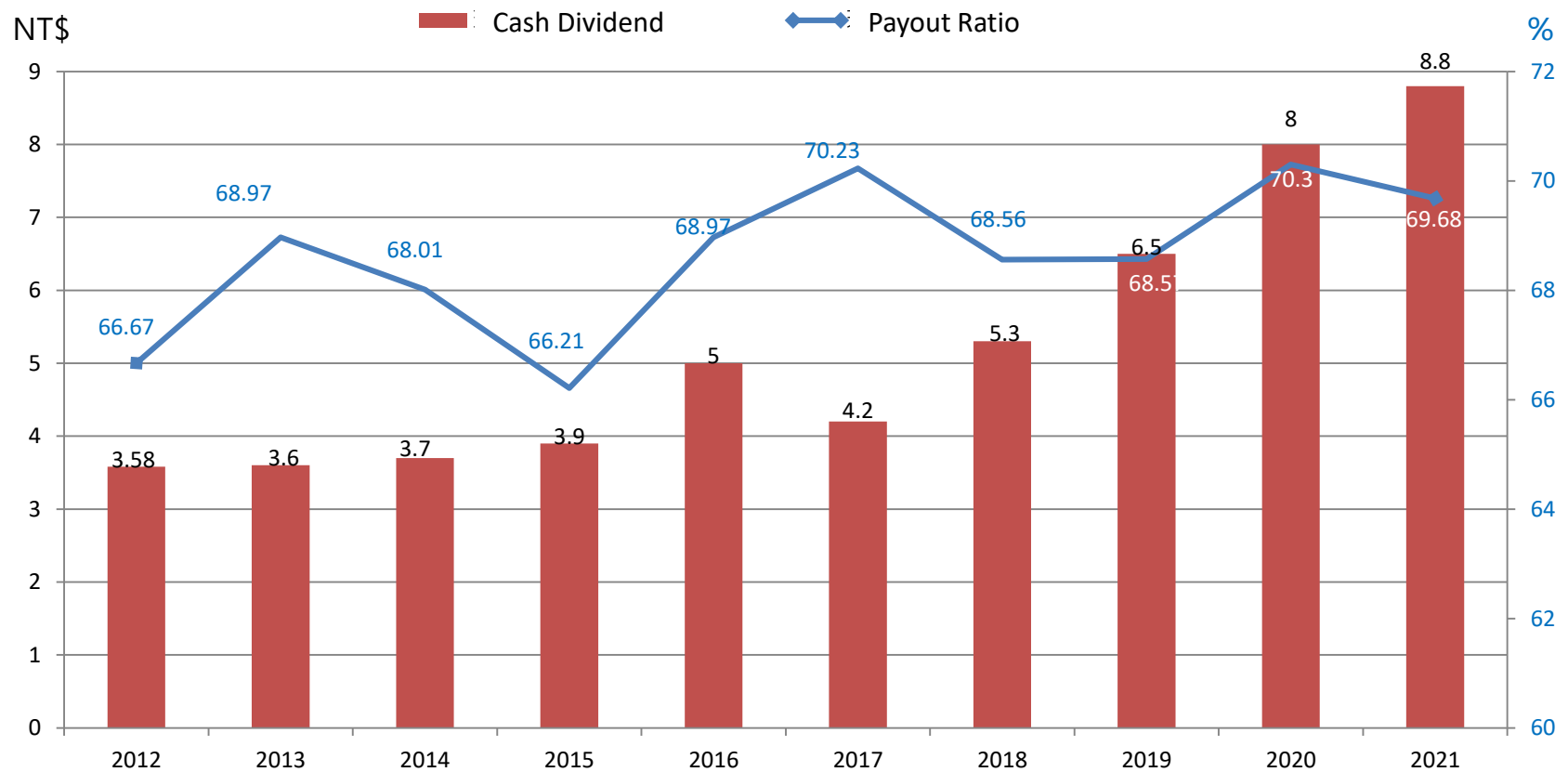


Earnings Per Share

2022 Q1-3 NT\$ **13.5**

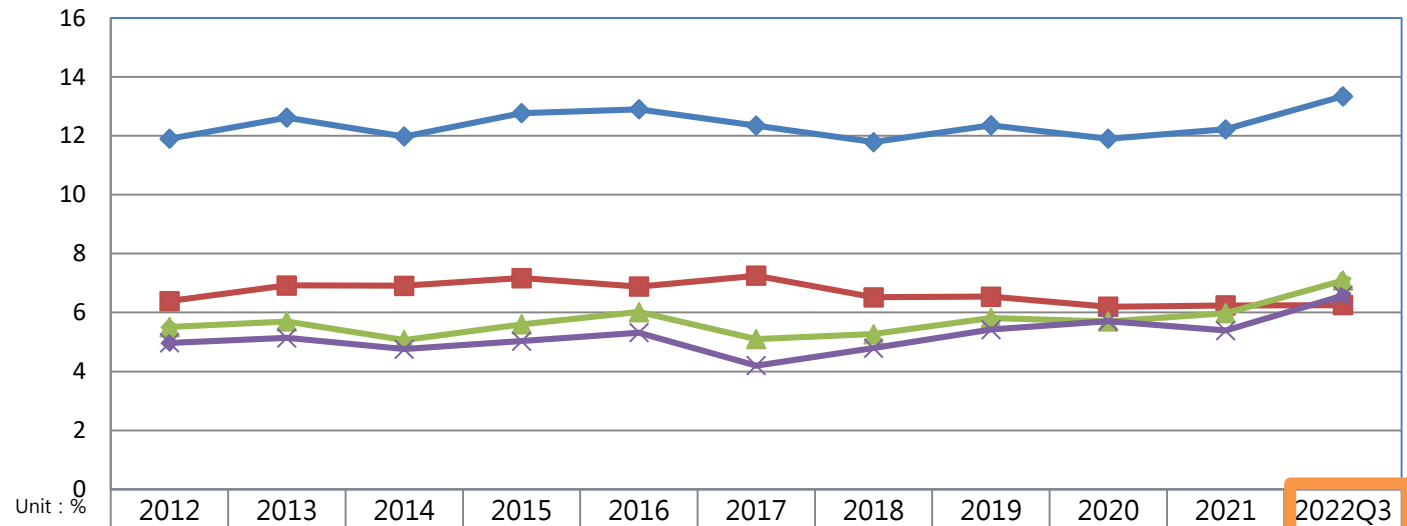
2021 Q1-3 NT\$ **9.14**

Dividend Policy



Key Profitability Indicator

Profitability

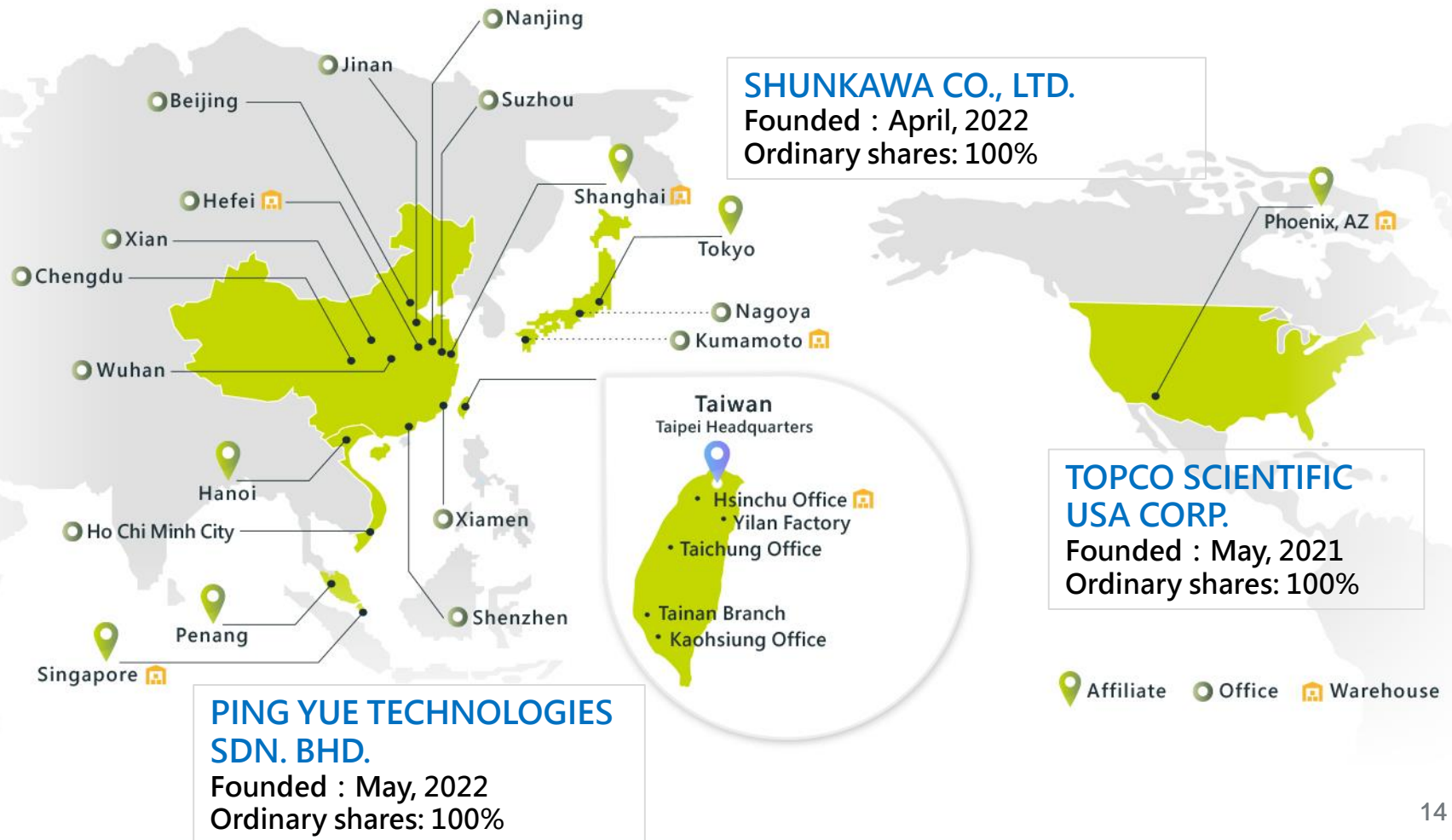


	2012	2013	2014	2015	2016	2017	2018	2019	2020	2021	2022Q3
◆ 毛利率 Gross Margin	11.9	12.62	11.98	12.77	12.9	12.35	11.79	12.36	11.9	12.22	13.34
◆ 營業費用率 Operating Expense Ratio	6.39	6.92	6.91	7.17	6.88	7.25	6.52	6.54	6.2	6.24	6.25
◆ 營業利益率 Operating Profit Margin	5.51	5.7	5.07	5.6	6.02	5.1	5.27	5.82	5.7	5.98	7.09
◆ 稅後淨利率 Net Profit Margin	4.97	5.14	4.76	5.03	5.32	4.2	4.79	5.42	5.71	5.39	6.58

Memorabilia

- 2022.09. TOPCO launched innovative technologies: “Low porosity coating technology for Semiconductor Parts” and “Mass transfer of Cu micro pins to replace solder ball in advance packaging” at SEMICON Taiwan.
- 2022.07. ANYO Group launched its fast food restaurant “BLUE FISH”.
- 2022.05. PING YUE TECHNOLOGIES SDN. BHD. was established.
- 2022.04. SHUNKAWA CO., LTD. was established.
- 2022.01. ANYO Silver Perch Essence received the “Monde Selection Gold Award”, “24th National Biotechnology and Medical Care Quality Award” and “18th National Brand Yushan Award-Best Product”.
- 2021.12. ECO TECHNICAL SERVICES received the “21st Golden Quality Award for Public Construction ” from Executive Yuan of Taiwan.
- 2021.11. ECO TECHNICAL SERVICES received the “Public Construction Golden Quality Award” from Taoyuan City.
- 2021.11. TOPCO received the “Sports Activist Awards”.
- 2021.11. TOPCO received the TCSA “Corporate Sustainability Awards”.
- 2021.10. ANYO FRESH received the “18th National Brand Yushan Award- Best Popularity Brand” and the “4th Best Reviewed Online Award”.
- 2021.09. TOPCO received the “Excellence in Corporate Social Responsibility”.
- 2021.07. Invested in UNITECH ENGINEERING CORPORATION.
- 2021.06. Invested in TAI YING INDUSTRIAL CORPORATION.
- 2021.05. Topco Scientific USA Corp. was established.
- 2021.01. Invested in TOP VACUUM CO., LTD.
- 2021.01. Taoyuan A7 Water Recycling Center grand opening.

Service Location



Group Vision

- (1) Accelerating global operations in the United States, Japan and South East Asia.
- (2) Broadening green technology development
- (3) Expanding healthcare business
- (4) Fulfillment of ESG responsibilities and performance, aligning with both the TCFD and SBTi.

※ TCFD (Task Force on Climate-related Financial Disclosures)
SBTi (Science-Based Targets Initiatives)



Thank You